

Dealer stamp



# Live your boldest life.

When you're bold, the world is full of possibilities.  
When you dare, you reach your goals.  
When you step out of the sea of sameness,  
you explore the extraordinary.  
And the new Elantra will take you there.





# As dynamic as you.

Don't hold back when it's time to move forward.  
Grab the driving wheel and set your own way.





## The limelight is yours.

The newly optimized sporty design is built to make a powerful statement. With its sleek profile and 17-inch alloy wheels, the new Elantra makes sure heads will be turning wherever you go.





LED Headlamp /Radiator grille



Electric folding outside mirrors  
17" Alloy wheels



LED rear combination lamp



## Enter your domain.

Surround yourself with innovative interior features that allow you to focus on your journey, in complete comfort. Auto air-conditioning, a heated steering wheel and seating, a rear view camera and a power sunroof – every detail is designed for a seamless trip. The Smart Driving Mode feature analyzes driving patterns in real time to keep you cruising in the optimum driving mode.









# Keep your world connected.

The world keeps on turning, even when you're on the move. That's why the new Elantra has an optimized communication platform with a large display, enhanced phone connectivity and wireless charging.



Supervision cluster



Smartphone connectivity (Apple CarPlay™, Android Auto™)



Wireless charging pad

\* Apple CarPlay is a registered trademark of Apple Inc.  
\* Android Auto is a trademark of Google Inc.

# Be safe, no matter where the road takes you.

A safe journey is paramount, which is why the new Elantra is well-equipped with an abundance of safety features all encased in an advanced high strength steel structure. A 7-airbag system including a driver airbag, knee airbag, passenger airbag, two front side airbags, plus two curtain airbags along the whole length of the cabin, give you outstanding protection.



Advanced high strength steel (AHSS)



Airbag system / Driver seat's knee airbag



# Hyundai SmartSense


Hyundai SmartSense is high technology at its finest. Every feature is geared to fine-tune your safety, so every journey you take is accompanied with peace of mind.



**Blind-Spot Collision Warning (BCW)**  
Reflexive radar sensors in the rear bumper warn the driver of approaching vehicles that aren't visible.



**Forward Collision-Avoidance Assist (FCA)**  
Front view camera is in place to warn the driver of imminent collisions with other vehicles; and if necessary, it applies emergency braking to mitigate from collision.



**Lane Keeping Assist (LKA)**  
Available in the Active Concept, a front view camera detects lane markers to prevent 'drifting' into lanes. In the event the vehicle strays from the lane, it prompts a visual and sound alarm, then automatic steering kicks in to keep it straight on its course.



**Parking Distance Warning - Front/Rear (PDW-F/R)**  
Park with total confidence using front and rear view cameras for ultimate visibility. The high performance sensors warn the driver of imminent collisions when parking, applying the brakes when necessary.



# A power to match yours.

Beautiful. Powerful. Epic. Let your bold shine through and drive a car that matches your potential, whatever speed you want to travel.

2.0 MPI gasoline engine

**152**  
**19.6**

Maximum Power  
ps / 6,200 rpm

Maximum Torque  
kg-m / 4,000 rpm

1.6 MPI gasoline engine

**127.5**  
**15.77**

Maximum Power  
ps / 6,300 rpm

Maximum Torque  
kg-m / 4,850 rpm



6-Speed Automatic Transmission



6-Speed Manual Transmission

# Features



15" alloy wheels    17" alloy wheels    16" alloy wheels    15" steel wheels & covers



LED Head lamps  
Welcome light door handles

Radiator grille  
Safety power window

Electric folding outside mirrors  
Trunk lid

LED Rear lamps  
High-mounted stop lamp (HMSL)

Power sunroof  
Rear view camera

Heated steering wheel  
Auto defogging system


Front & Rear seat warmers  
Infinity premium sound system

Front air ventilation  
Engine start / stop button


Integrated memory system (IMS)  
Full auto air conditioning system

Rain sensor  
Manual air conditioning system


# Interior colors




Black one-tone Interior




Beige two-tone Interior



Gray two-tone Interior




Teal blue two-tone color package Interior



Brown one-tone color package Interior

# Exterior colors



Polar White **WAW**




Golden Flash **RK2**



Platinum Silver **T8S**




Lava Orange **YR2**




Sparkling Metal **UYS**



Fiery Red **PR2**



Teal Blue **TB5**



Iron Gray **YT3**



Intense Blue **YP5**



Phantom Black **NKA**



Stargazing Blue **SG5**

# Specifications

Type	2.0 MPI gasoline engine	1.6 MPI gasoline engine
Engine type	DOHC	DOHC
Displacement (cc)	1,999	1,591
Max. Power (ps/rpm)	152/6,200	127.5/6,300
Max. Torque (kg-m/rpm)	19.6/4,000	15.77/4,850
<b>Brakes</b>		
Front	Ventilated Disc Type	
Rear	Drum Type, Solid Disc Type	
<b>Suspension</b>		
Front	McPherson strut type	
Rear	Coupled torsion beam axle	
Tire	17" ( 225/45R17), 16" (205/55R16), 15" (195/65R15)	

Dimensions		
Head Room (mm)	Front/Rear	985(1,024) / 947
Leg Room (mm)	Front/Rear	1,073(1,132) / 906(800)
Shoulder Room (mm)	Front/Rear	1,427 / 1,405

- The above values are results from internal testing and are subject to change after validation.
- Some of the equipment illustrated or described in this catalog may not be supplied as standard equipment and may be available at extra cost.
- Hyundai Motor Company reserves the right to change specifications and equipment without prior notice.
- The color plates shown may vary slightly from the actual colors due to the limitations of the printing process.
- Please consult your dealer for full information and available colors and trims.

Unit : mm



Overall width 1,800  
Wheel tread\* 1,549



Overall length 4,620  
Wheel base 2,700

Overall height 1,450



Wheel tread\* 1,558

\*Wheel tread : 17" (front/rear) - 1,549 / 1,558  
16" (front/rear) - 1,555 / 1,564  
15" (front/rear) - 1,563 / 1,572



**Bold never blends.**